

FPR90

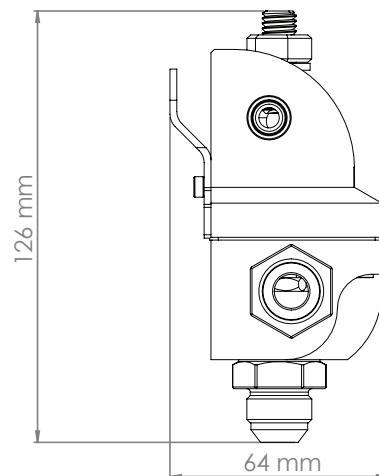
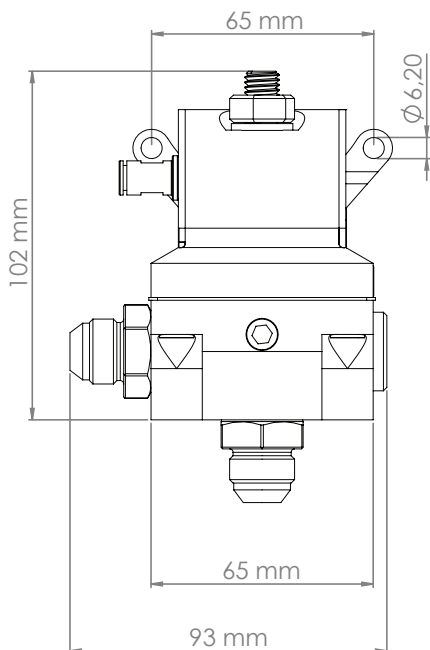
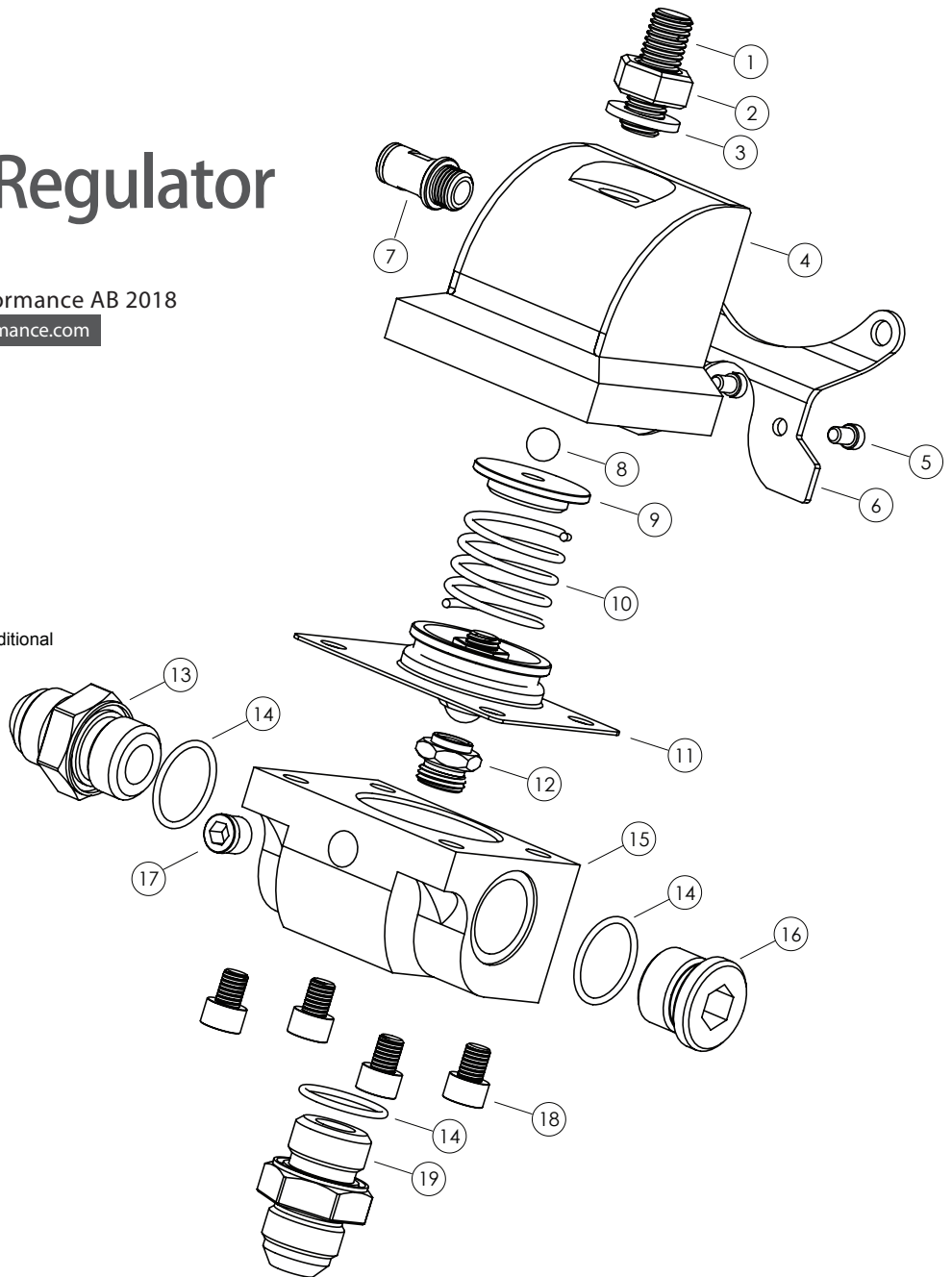
Fuel Pressure Regulator

300-01-201

Assembly Instructions | © Nuke Performance AB 2018

For more information visit : www.nukeperformance.com

- 1 Pressure Adjust M10 Stainless Steel bolt
- 2 M10 Stainless Steel nut
- 3 M10 Stainless Steel washer
- 4 Billet Regulator Top body
- 5 2 pc Stainless M4*6 mm bolt
- 6 Stainless steel bracket
- 7 Pneufit 1/4 G for 6mm tube - 1/4 Barb is additional
- 8 Stainless Steel Ball
- 9 Top spring seat
- 10 Regulator spring
- 11 Membrane
- 12 Ball seat
- 13 AN8 to AN8 Male (3/4 UNF thread)
- 14 Viton O-Ring 19,1 * 1,6 mm
- 15 Billet Regulator Bottom body
- 16 AN8 Plug (3/4 UNF thread)
- 17 1/8" NPT plug
- 18 4pc Stainless Steel M6*10 mm bolt
- 19 AN8 to AN6 Male (3/4 UNF thread)



Information:

Design combined with top quality performance.
For more information about the products and retailers visit
www.nukeperformance.com